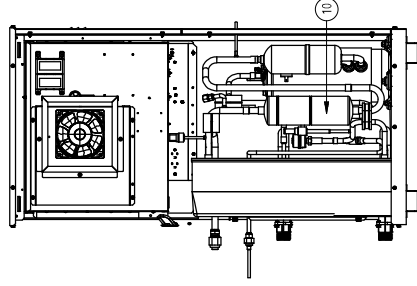
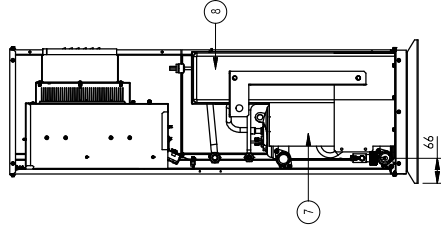
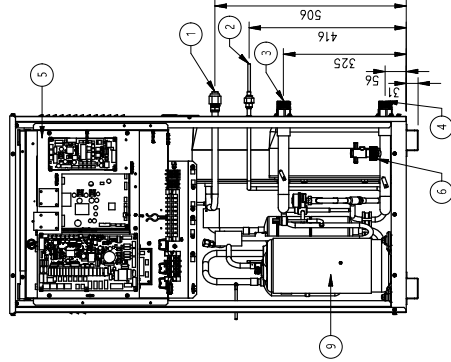
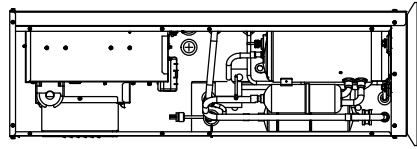
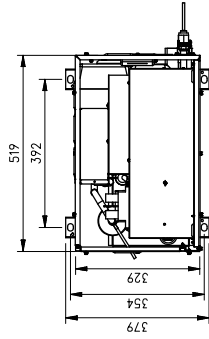


[Unit: mm]

Chassis code : K3

P/No. : TBW35843601_rev.01



Note
 1. Unit should be installed in compliance with the installation manual in the product box, accordance with the local regulations and applicable national codes.
 2. All electrical components and materials to be supplied from the site must comply with the local regulations or international codes.

10	Accumulator	716 cc
9	Compressor	EPT525MBA
8	Plate Heat Exchanger	Heat exchanger between refrigerant and refrigerant
7	Plate Heat Exchanger	Heat exchanger between refrigerant and water
6	Flow Switch	Minimum operation range : 15 LPM
5	Control Box	PCB and Terminal blocks
4	Entering Water Pipe	Male PT 25 mm (1 inch)
3	Leaving Water Pipe	Male PT 25 mm (1 inch)
2	Refrigerant Pipe	Ø 9.52
1	Refrigerant Pipe	Ø 15.88
No.	Part Name	Description