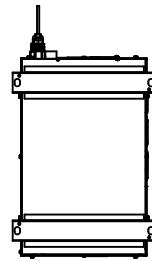
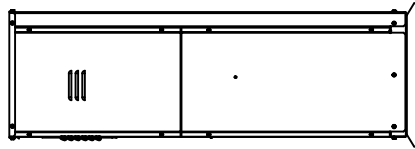
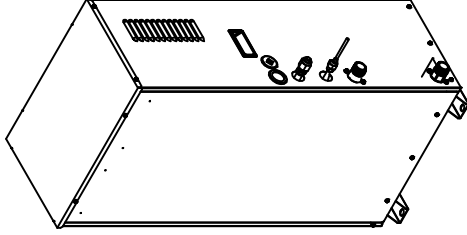
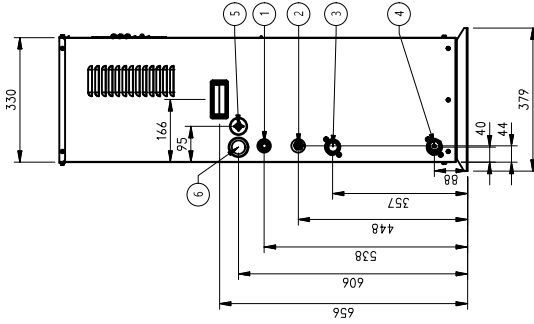
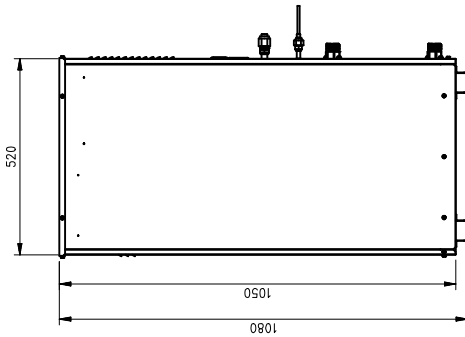
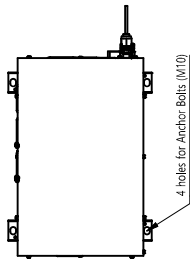


[Unit: mm]

Chassis code : K3
P/No. : TBW35843601_rev.01



Note

1. Unit should be installed in compliance with the installation manual in the product box.
2. Unit should be grounded in accordance with the local regulations or applicable national codes.
3. All electrical connections should be made in accordance with the applicable national codes.
4. All electrical connections to be supplied from the site must comply with the local regulations or international codes.

6	Power Cable Hole	Ø 30
5	Connection Cable Hole	Ø 30
4	Entering Water Pipe	Male PT 25 mm (1 inch)
3	Leaving Water Pipe	Male PT 25 mm (1 inch)
2	Refrigerant Pipe	Ø 9.52
1	Refrigerant Pipe	Ø 15.88
No.	Part Name	Description